

ONDEX Limited (Audit Exempt Company*)

DIRECTOR'S REPORT & UNAUDITED STATUTORY FINANCIAL STATEMENTS

FISCAL YEAR ENDED: 31th December 2025

Registered No. 724449

** ONDEX LIMITED is a Micro LTD company as defined by the Companies (Part 2 ACT 2014) and is availing itself of the audit exemption provided for by Chapter 15 of Part 6 of the Companies Act 2014*



B1 ANNUAL REPORT 2025

FISCAL YEAR ENDED: 31th December 2025



About this guide

ONDEX Limited

This guide has been produced by ONDEX Limited.

These statutory financial statements are illustrative and exclusively for educational Purposes only. This document is a guide only and does not purport to give definitive Advice.

This report has been prepared in accordance with the special provisions of Part 15 of the Companies Act 2006 relating to small companies.

ON BEHALF OF THE BOARD:

Signature
Delaroche David
Delaroche David Director

Date :

18 th , February 2026



Table of contents

04
page Letter from CEO

05
page Our Story

06
page About US

07
page Company Information

09
page Audit Exemption

11
page Director's Report
Director's interest in shares

17
page Director's Responsibilities
Statements


22
page Balance Sheet

30
page Profit & Loss account

47
page Cash Flow Statement

54
page Notes forming part of the
financial statements

56
page ERP Dolibarr



Letter from the CEO




Dear ShareHolders,

Our company was created in August 2022. From a more personal point of view, and after these difficult years linked to COVID 19, I wondered a lot about my professional and personal future. Many doubts, many questions, and above all full of hope and desire. So I wanted to get started and create my own business at 48 years in order to be able to assert myself and give meaning to my life. After spending more than 20 years in retail, logistics and IT, I wanted to start my own business. Indeed, the skills and qualities were met to be able to start in this year 2025. I will obviously not be alone, my wife is accompanying me for this. Together, we will begin to take charge of ourselves and create wealth, as well as employment.

Sincerely, DAVID DELAROCHE , CEO of ONDEX LIMITED COMPANY

Our story



2022

18 August

Beginning of our dream
Incorporate Date



2023

January

Let's Go!

5



About us

ONDEX LIMITED will act as a purchasing center for our first store in Colombia. We have the ambition to launch our clothing and footwear brand in Latin America.

*ONDEX LIMITED has been the result of personal reflection for more than a year, namely to be able to create our own company in August 2022, and to be able to create **wealth and employment**.*

Jackeline Lopez Larios
Secretary

Delaroche David
Director

Comp any infor matio n



07 Company Information



Secretary
Jackeline LOPEZ LARIOS

REGISTERED OFFICE:

*6 Fern Road
Sandyford
Business Park
D18 FP98
CO. Dublin
Ireland*

REGISTERED BUSINESS:

*6 Fern Road
Sandyford
Business Park
D18 FP98
CO. Dublin
Ireland*

BANKERS:

LATVIJAS PASTA BANKA
Iban:LV16LAPB0000006033884
Address KATLAKALNA 1
City RIGA
Country Latvia (LV)

REGISTERED NUMBER:

724449

LEGAL FORM :

LTD

David DELAROCHE
Director



Company Information 

09



3.5.1.1. Exemption from filing full Financial Statements (“abridged Financial Statements”) (s.352)

3.5.1.2. Exemption from filing an auditor’s report (the “audit exemption”)(s.360)

Micro Companies

“Small/Micro companies who claim **both** the audit and abridgement exemptions” included at the bottom of the Balance Sheet

Page 29



“Where a company qualifies and prepares their financial statements using the micro companies regime, the balance sheet must contain a statement in a prominent position, stating that the financial statements concerned have been prepared in accordance with the micro companies regime”

09 Audit Exemption

For audit exempt companies, annual statutory accounts must still be prepared in accordance with the Companies Act 2014 and accounting standards. The financial statements must show a true and fair view and otherwise comply with the Companies Act 2014. A statement must be included at the bottom of the company's balance sheet above the directors signature/s as per section 335 which reads as follows

We as Directors of ONDEX Limited, state that:

- a) the company is availing itself of the exemption provided for by Chapter 15 of Part 6 of the Companies Act 2014,
- (b) the company is availing itself of the exemption on the grounds that the conditions specified in s.358 are satisfied,
- (c) the shareholders of the company have not served a notice on the company under s.334(1) in accordance with s.334(2),
- (d) we acknowledge the company's obligations under the Companies Act 2014, to keep adequate accounting records and prepare Financial Statements which give a true and fair view of the assets, liabilities and financial position of the company at the end of its financial year and of its profit or loss for such a year and to otherwise comply with the provisions of Companies Act 2014 relating to Financial Statements so far as they are applicable to the company,
- *(e) the company has relied on the specified exemption contained in s.352 Companies Act 2014; and has done so on the grounds that the company is entitled to the benefit of that exemption as a small company and the abridged Financial Statements have been properly prepared in accordance with s.353 Companies Act 2014

On behalf of the board:

Signature *Delaroche David*

Delaroche David Director

Date : *18 th , February 2026*

11



11

The Director have pleasure to present our B1 annual report and unaudited statutory financial statements for the year ended 31 December 2025

PRINCIPAL ACTIVITIE , OBJECTIVE

The main activity of the company lies in the purchase, delivery and distribution of products and accessories in textile and clothing sector, in order to be able to supply the upcoming opening of our first store. We will also have to rely on the logistical challenges of the supply chain that await us, as the costs related to these have exploded since the Covid19 crisis.

A major challenge awaits us in the coming years. And we intend to take up the challenge in order to be able to perpetuate our company in the best conditions.

In a context of growing globalization and economic and financial crisis and in the face of to the vagaries of demand and the great volatility of the markets, companies, concerned about preserve against winds and tides their physical, economic and financial balances, are widely exposed to tough international competition

Among others, players in the textile-clothing industry are facing this industrial challenge with purchasing behaviors that are increasingly unpredictable due to the volatility of demand, a break-up of increasingly short series and a downward trend product costs related to the globalization of purchases



« The director is satisfied with the start of the company's development We are starting to bring CASH capital to start in good conditions »

Despite inflation, the Covid, the increase in container rental prices, the figures related to imports into Colombia continue to grow.

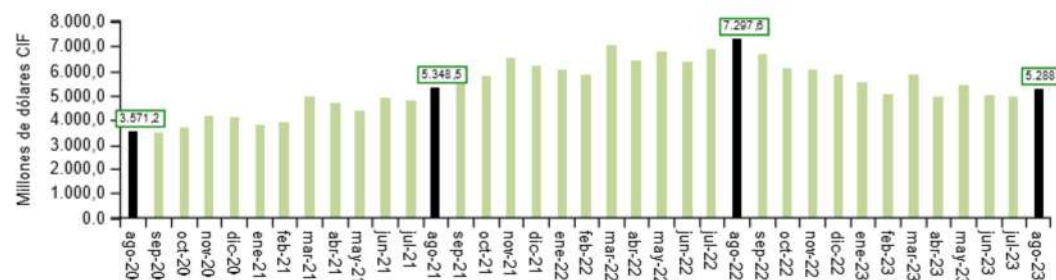
According to the import declarations registered with the DIAN in August 2023, imports were US\$5,288.2 million CIF and presented a decrease of 27.5% compared to the same month of 2022. This behavior was mainly due to the decrease in 30.0% in the Manufacturing group.

In August 2023, imports of Manufacturing participated with 71.5% of the total CIF value of imports, followed by Agricultural, food and beverages with 17.3%, Fuels and products from the extractive industries with 11.1%, and Other sectors with 0.1%.

<https://www.dane.gov.co/index.php/estadisticas-por-tema/comercio-internacional/importaciones>

Valor CIF de las importaciones (millones de dólares CIF)

Total nacional - agosto 2020 - agosto 2023^P



Fuente:DIAN - DANE (IMPO)



OBJECTIVE

ONDEX LIMITED will act as a purchasing center for our first store in Colombia. We have the ambition to launch our clothing and footwear brand in Latin America .

For this we will rely on the experience and expertise of the premises by calling on the provision of services to cover our short-term needs. The objective being to meet the needs of consumers by offering them superior quality products, controlled and verified by our quality partner in China.

Second objective, to face the rising prices of containers in the SupplyChain, by pooling our goods with shipping companies

Free Trade Agreements are essential to enhance internationalization of Textile and Clothing companies, to open business opportunities outside the EU, to foster investments, to facilitate imports and to boost our exports. By participating in the negotiations and working with the E.U Commission to remove tariffs and no-tariff barriers to trade, ONDEX aims at making the rules the most accurate and fit to the Textile and Clothing sector. ONDEX is well aware of the need to raise awareness among the European companies about the benefits of such trade agreements. Textile and Clothing companies need to be provided with practical and straightforward information, enabling them to use Free Trade Agreements.



FUTUR DEVELOPMENTS

We will need to invest during the year 2025 in a store premises

RESULTS AND DIVIDENDS & SALARIES

Profits and dividends will be reinvested in the company, the key word is investment for the 5 next years

The Director & Secretary **will not receive salaries until further notice**

The retained profit for the financial year amounted to 0 euros.

The Director have not declared a final or interim dividend for the year

RISK MANAGMENT

In common with all companies operating in our sector, the company faces increasing shipping costs and duty tax costs . The director are of the opinion that the company is well positioned to manage theses costs

ONDEX operates in a textil industry and is affected by factors beyond the control of the company for example level o logistic activity costs. ONDEX faces strong competition in the market and if the company fails to compete successfully market share may decline



The share Capital of the Company is 1 000 000 Euros divided into 1 000 000 ordinary shares of 1 euros each, with the power to increase or decrease the share capital. The capital may be divided into different Classes of shares with any preferential, deferred or special rights or privileges attached there to, and from time to time the company's regulations may be varied so far as may be necessary to give effect to any such preference, restriction or other term.

The Director and Secretary of the company interests in shares/debentures of the company during the financial year are as follows:

Director's Name : DELAROCHE DAVID
 Nber of Shares Held :100 share taken:100 share Class: Ordinary Shares

Secretary's Name: JACKELINE LOPEZ LARIOS
 Nber of Shares Held : 0 share taken: 0



17



17

A) Respective responsibilities of director

The board of director acknowledges the responsibility to ensure compliance with the provisions of Section 349 Companies Act 2014 when preparing the **B1** Annual accounts, and declare that :



The director is **responsible** for preparing the annual report and the statutory financial statements in accordance with applicable law and Generally Accepted Accounting Practice in Ireland. Irish company law requires the director to prepare statutory financial statements for each financial year. Under company law, the directors shall not approve financial statements unless they are satisfied that they give a true and fair view of the assets, liabilities and financial position, as at the end of the financial year, and profit or loss, for the financial year and otherwise comply with the Act. In preparing those financial statements, the directors are required to:

- A. During the preparation of the annual accounts, the applicable accounting standards have been followed as well as explanations relating to significant differences;
- B. The director have chosed these accounting methods and have applied them consistently and have made reasonable and prudent judgments and estimates in order to give a true and fair view of the situation of the Company at the end of the financial year and of the results of the Company for this period;

17 Director's Statements



C. The director have taken appropriate and sufficient care to maintain adequate accounting records in accordance with the provisions of the Companies Act 2014 for the safeguarding of the assets of the Company and for the prevention and detection of fraud and other irregularities; The director have prepared the **B1** annual accounts on a going concern basis;

D. The director have established internal financial controls to be followed by the Company and that such internal financial controls are adequate and operating effectively;

E. The director have designed compliance with the provisions of all applicable laws and ensure that these systems are adequate and operating effectively.

F. The Director are responsible for ensuring that the company keeps or causes to be kept adequate accounting records which correctly explain and record the transactions of the company, enable at any time the assets, liabilities, financial position and profit or loss of the company to be determined with reasonable accuracy and enable them to ensure that the statutory financial statements and directors report comply with the Companies Act 2014. They are also responsible for safeguarding the assets of the company and hence for taking reasonable steps for the prevention and detection of fraud and other irregularities

B) Director's declaration on unaudited financial statements

In relation to the statutory financial statements as set out on pages 24 to 49.

- The Director approve these statutory financial statements and confirm that they are responsible for him, including selecting the appropriate accounting policies, applying them consistently and making, on a reasonable and prudent basis, the judgments underlying them. They have been prepared on the going concern basis on the grounds that the company will continue in business
- The Director confirm that to the best of their knowledge and belief, the accounting records reflect all the transactions of the company for the year ended 31 december 2024

On behalf of the board:

Signature

Delaroche David

Delaroche David Director

Date : *18th February 2026*





22





22 Balance Sheet



01 January 2025



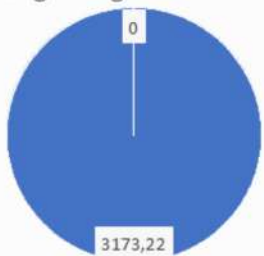
31 DECEMBER 2025

Financial Ratios	Beginning	End
Current Ratio	3,01	#DIV/0!
Debt Ratio	0,33	0,00
Debt-To-Equity Ratio	0,50	0,00
Working Capital Amount	2 118,84	2 376,84



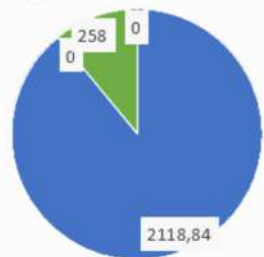
ASSETS COMPOSITION

Beginning



- Cash Bank
- Accounts Receivable
- Inventories
- Fixed Assets
- Office Equipment
- Computer equipment
- Intangible Assets
- Equity Investments

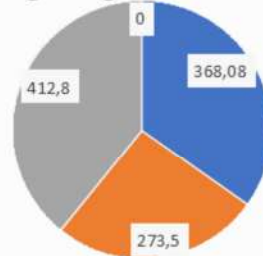
End



- Cash Bank
- Accounts Receivable
- Inventories
- Fixed Assets
- Office Equipment
- Computer equipment
- Intangible Assets
- Equity Investments

LIABILITIES COMPOSITION

Beginning



- Legal Expenses
- Accounts Payable
- Office furnitures
- Accrued Taxes
- Accrued expenses
- Accrued Occupancy Costs
- Other Accrued Liabilities

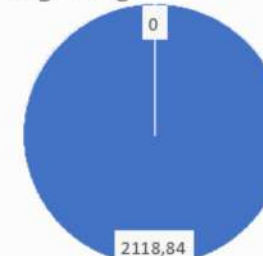
End

0

- Legal Expenses
- Accounts Payable
- Office furnitures
- Accrued Taxes
- Accrued expenses
- Accrued Occupancy Costs
- Other Accrued Liabilities

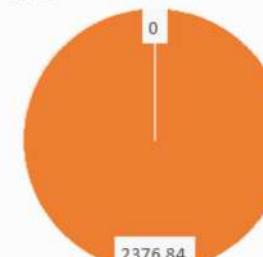
EQUITY COMPOSITION

Beginning



- Share CAPITAL
- Retained Earnings
- Dividends Payments after profits

End



- Share CAPITAL
- Retained Earnings
- Dividends Payments after profits



22 Balance Sheet



BALANCE SHEET TEMPLATE

INPUTS

INPUTS

DASHBOARD

PRINT FORM

BILAN COMPTABLE

Line Item	Beginning Balance	End Balance
ASSETS		
Current Assets		
Cash Bank	3 173,22	2 118,84
Accounts Receivable	0,00	0,00
Inventories	0,00	0,00
Fixed Assets		
Office Equipment	0,00	0,00
Computer equipment	0,00	258,00
Total Current Assets	3 173,22	2 376,84
Non-Current Assets		
Intangible Assets	0,00	0,00
Equity Investments	0,00	0,00
Total Non-Current Assets	0,00	0,00
Total Assets	3 173,22	2 376,84
Total Assets	3 173,22	2 376,84

Line Item	Beginning Balance	End Balance
LIABILITIES		
Current Liabilities		
Legal Expenses	368,08	0,00
Accounts Payable	273,50	0,00
Office furnitures	412,80	0,00
Accrued Taxes	0,00	0,00
Accrued expenses	0,00	0,00
Accrued Occupancy Costs	0,00	0,00
Total Current Liabilities	1 054,38	0,00
Non-Current Liabilities		
Other Accrued Liabilities	0,00	0,00
Total Non-Current Liabilities	0,00	0,00
Total Liabilities	1 054,38	0,00
EQUITY		
Share CAPITAL	2 118,84	0,00
Retained Earnings	0,00	2 376,84
Dividends Payments after profits	0,00	0,00
Total Equity	2 118,84	2 376,84
Total Liabilities & Equity	3 173,22	2 376,84



BALANCE SHEET TEMPLATE

PRINT FORM

INPUTS

DASHBOARD

PRINT FORM

BILAN COMPTABLE

Balance Sheet

Line Items	Beginning Balance	End Balance
ASSETS	-	-
Current Assets	-	-
Cash Bank	3 173	2 119
Accounts Receivable	-	-
Inventories	-	-
Fixed Assets	-	-
Office Equipment	-	-
Computer equipment	-	258
Total Current Assets	3 173	2 377
Non-Current Assets	-	-
Intangible Assets	-	-
Equity Investments	-	-
Total Non-Current Assets	-	-
Total Assets	3 173	2 377



Balance Sheet

Line Items	Beginning Balance	End Balance
LIABILITIES	-	-
Current Liabilities	-	-
Legal Expenses	368	-
Accounts Payable	274	-
Office furnitures	413	-
Accrued Taxes	-	-
Accrued expenses	-	-
Accrued Occupancy Costs	-	-
Total Current Liabilities	1 054	-
Non-Current Liabilities	-	-
Other Accrued Liabilities	-	-
Total Non-Current Liabilities	-	-
Total Liabilities	1 054	-



EQUITY	-	-
Share CAPITAL	2 119	-
Retained Earnings	-	2 377
Dividends Payments after profits	-	-
Total Equity	2 119	2 377
Total Liabilities & Equity	3 173	2 377



Balance Sheet Statement for a Micro Company

I as Director of ONDEX Limited, state that:

- (a) These financial statements have been prepared in accordance with the small companies regime.
- (b) the company is availing itself of the exemption provided for by Chapter 15 of Part 6 of the Companies Act 2014,
- (c) the company is availing itself of the exemption on the grounds that the conditions specified in s.358 are satisfied,
- (d) the shareholders of the company have not served a notice on the company under s.334(1) in accordance with s.334(2),
- (e) I acknowledge the company's obligations under the Companies Act 2014, to keep adequate accounting records and prepare Financial Statements which give a true and fair view of the assets, liabilities and financial position of the company at the end of its financial year and of its profit or loss for such a financial year and to otherwise comply with the provisions of Companies Act 2014 relating to Financial Statements so far as they are applicable to the company,
- *(f) the company has relied on the specified exemption (as a micro company) contained in s.352 Companies Act 2014; The company has done so on the grounds that the company is entitled to the benefit of that exemption as a small company and the abridged Financial Statements have been properly prepared in accordance with s.353 Companies Act 2014 and the micro companies' regime.

On behalf of the board:

TYPED Name of Signatory: *Delaroche David*
Director : DELAROCHE DAVID
Date: *18th February 2026*



30



30



PROFIT AND LOSS STATEMENT TEMPLATE

DASHBOARD

DATABASE

COMPTE DE RESULTAT

Profit & Loss Statement (YEAR TOTAL)	
Total Sales Revenue	: \$0,00
Total Cost of Sales	: \$0,00
Gross Profit	: \$0,00
Total Non-Operational Income	: \$0,00
TOTAL INCOME	: \$0,00
Total Operating Expenses	: \$1 053,73
Total Non-Recurring Expenses	: \$0,00
TOTAL EXPENSES	: \$1 053,73
TOTAL TAXES	: \$0,00
NET INCOME	: -\$1 053,73
TOTAL SHARE DISTRIBUTIONS	: \$0,00
NET PROFIT	: -\$1 053,73

YEAR TOTAL EXPENSES & YEAR TOTAL INCOME CHART





Select Month: January		EXPENSES DETAILS (MONTH TOTAL)			
MONTH TOTAL					
Profit & Loss Statement					
January					
Total Sales Revenue	\$0,00	<u>Operating Expenses</u>		Bank Fees (Legal Expense	\$0,00
Total Cost of Sales	:	Trade Account Payable	\$0,00	Rates & Tax	\$0,00
Gross Profit	:	Rent	\$0,00	Office Supplies	\$0,00
Total Non-Operational Income	\$0,00	General and Administrati	\$0,00	Office fees	\$0,00
TOTAL INCOME	:	Import Duty Accounts	\$0,00	Website Dev (Legal Expense	\$0,00
Total Operating Expenses	\$0,00	Logistics Cost	\$0,00	CRO Fees (Legal Expense	\$0,00
Total Non-Recurring Expenses	\$0,00	Shipping Cost	\$0,00	Postage, Freight, courier	\$0,00
TOTAL EXPENSES	\$0,00	Business Meal	\$0,00	Advertising	\$0,00
TOTAL TAXES	\$0,00	Audit & Accountancy fees	\$0,00	Repairs and Maintenance	\$0,00
NET INCOME	:	Travel (Legal Expense)	\$0,00	Cleaning	
TOTAL SHARE DISTRIBUTIONS	\$0,00	<u>Non-Recurring Expenses</u>			
NET PROFIT	:	Soft&Hardware Equipme	\$0,00		
		Entertainment -Client 0%	\$0,00		
		Company Formation	\$0,00		



MONTH TOTAL	
Profit & Loss Statement	
February	
Total Sales Revenue	\$0,00
Total Cost of Sales	
Gross Profit	
Total Non-Operational Income	\$0,00
TOTAL INCOME	
Total Operating Expenses	\$0,00
Total Non-Recurring Expenses	\$0,00
TOTAL EXPENSES	\$0,00
TOTAL TAXES	\$0,00
NET INCOME	
TOTAL SHARE DISTRIBUTIONS	\$0,00
NET PROFIT	

EXPENSES DETAILS (MONTH TOTAL)

Operating Expenses

Trade Account Payable	\$0,00
Rent	\$0,00
General and Administrati	\$0,00
Import Duty Accounts	\$0,00
Logistics Cost	\$0,00
Shipping Cost	\$0,00
Business Meal	\$0,00
Audit & Accountancy fee:	\$0,00
Travel (Legal Expense)	\$0,00

Non-Recurring Expenses

Soft&Hardware Equipme	\$0,00
Entertainment -Client 0%	\$0,00
Company Formation	\$0,00

Bank Fees (Legal Expens	\$0,00
Rates & Tax	\$0,00
Office Supplies	\$0,00
Office fees	\$0,00
Website Dev (Legal Expe	\$0,00
CRO Fees (Legal Expense	\$0,00
Postage, Freight, courier	\$0,00
Advertising	\$0,00
Repairs and Maintenance	\$0,00
Cleaning	



Select Month: March		EXPENSES DETAILS (MONTH TOTAL)			
MONTH TOTAL					
Profit & Loss Statement					
March					
Total Sales Revenue	: \$0,00	<u>Operating Expenses</u>		Bank Fees (Legal Expens	\$0,00
Total Cost of Sales	:	Trade Account Payable	\$0,00	Rates & Tax	\$0,00
Gross Profit	:	Rent	\$0,00	Office Supplies	\$0,00
Total Non-Operational Income	: \$0,00	General and Administrati	\$0,00	Office fees	\$0,00
TOTAL INCOME	:	Import Duty Accounts	\$0,00	Website Dev (Legal Expe	\$0,00
Total Operating Expenses	: \$0,00	Logistics Cost	\$0,00	CRO Fees (Legal Expense	\$0,00
Total Non-Recurring Expenses	: \$0,00	Shipping Cost	\$0,00	Postage, Freight, courier	\$0,00
TOTAL EXPENSES	: \$0,00	Business Meal	\$0,00	Advertising	\$0,00
TOTAL TAXES	: \$0,00	Audit & Accountancy fee:	\$0,00	Repairs and Maintenance	\$0,00
NET INCOME	:	Travel (Legal Expense)	\$0,00	Cleaning	
TOTAL SHARE DISTRIBUTIONS	: \$0,00	<u>Non-Recurring Expenses</u>			
NET PROFIT	:	Soft&Hardware Equipme	\$0,00		
		Entertainment -Client 0%	\$0,00		
		Company Formation	\$0,00		



Select Month:

April

EXPENSES DETAILS (MONTH TOTAL)

MONTH TOTAL Profit & Loss Statement April

Total Sales Revenue	:	\$0,00
Total Cost of Sales	:	
Gross Profit	:	
Total Non-Operational Income	:	\$0,00
TOTAL INCOME	:	
Total Operating Expenses	:	\$0,00
Total Non-Recurring Expenses	:	\$0,00
TOTAL EXPENSES	:	\$0,00
TOTAL TAXES	:	\$0,00
NET INCOME	:	
TOTAL SHARE DISTRIBUTIONS	:	\$0,00
NET PROFIT	:	

Operating Expenses

Trade Account Payable	\$0,00
Rent	\$0,00
General and Administrati	\$0,00
Import Duty Accounts	\$0,00
Logistics Cost	\$0,00
Shipping Cost	\$0,00
Business Meal	\$0,00
Audit & Accountancy fees	\$0,00
Travel (Legal Expense)	\$0,00

Non-Recurring Expenses

Soft&Hardware Equipme	\$0,00
Entertainment -Client 0%	\$0,00
Company Formation	\$0,00

Bank Fees (Legal Expens	\$0,00
Rates & Tax	\$0,00
Office Supplies	\$0,00
Office fees	\$0,00
Website Dev (Legal Expe	\$0,00
CRO Fees (Legal Expense	\$0,00
Postage, Freight, courier	\$0,00
Advertising	\$0,00
Repairs and Maintenance	\$0,00
Cleaning	



Select Month:

May

EXPENSES DETAILS (MONTH TOTAL)

MONTH TOTAL	
Profit & Loss Statement	
May	
Total Sales Revenue	\$0,00
Total Cost of Sales	
Gross Profit	
Total Non-Operational Income	\$0,00
TOTAL INCOME	
Total Operating Expenses	\$254,80
Total Non-Recurring Expenses	\$0,00
TOTAL EXPENSES	\$254,80
TOTAL TAXES	\$0,00
NET INCOME	
TOTAL SHARE DISTRIBUTIONS	\$0,00
NET PROFIT	

Operating Expenses

Trade Account Payable	\$0,00	0,0%	Bank Fees (Legal Expens	\$0,00	0,0%
Rent	\$0,00	0,0%	Rates & Tax	\$0,00	0,0%
General and Administrati	\$0,00	0,0%	Office Supplies	\$0,00	0,0%
Import Duty Accounts	\$0,00	0,0%	Office fees	\$0,00	0,0%
Logistics Cost	\$0,00	0,0%	Website Dev (Legal Expe	\$0,00	0,0%
Shipping Cost	\$0,00	0,0%	CRO Fees (Legal Expense	\$0,00	0,0%
Business Meal	\$0,00	0,0%	Postage, Freight, courier	\$0,00	0,0%
Audit & Accountancy fees	\$0,00	0,0%	Advertising	\$0,00	0,0%
Travel (Legal Expense)	\$254,80	100,0%	Repairs and Maintenance	\$0,00	0,0%
			Cleaning		

Non-Recurring Expenses

Soft&Hardware Equipme	\$0,00
Entertainment -Client 0%	\$0,00
Company Formation	\$0,00



Select Month:

June

EXPENSES DETAILS (MONTH TOTAL)

MONTH TOTAL	
Profit & Loss Statement	
June	
Total Sales Revenue	\$0,00
Total Cost of Sales	
Gross Profit	
Total Non-Operational Income	\$0,00
TOTAL INCOME	
Total Operating Expenses	\$9,73
Total Non-Recurring Expenses	\$0,00
TOTAL EXPENSES	\$9,73
TOTAL TAXES	\$0,00
NET INCOME	
TOTAL SHARE DISTRIBUTIONS	\$0,00
NET PROFIT	

Operating Expenses

Trade Account Payable	\$0,00	0,0%	Bank Fees (Legal Expens	\$1,24	12,7%
Rent	\$0,00	0,0%	Rates & Tax	\$0,00	0,0%
General and Administrati	\$0,00	0,0%	Office Supplies	\$0,00	0,0%
Import Duty Accounts	\$0,00	0,0%	Office fees	\$0,00	0,0%
Logistics Cost	\$0,00	0,0%	Website Dev (Legal Expe	\$0,00	0,0%
Shipping Cost	\$0,00	0,0%	CRO Fees (Legal Expense	\$0,00	0,0%
Business Meal	\$0,00	0,0%	Postage, Freight, courier	\$0,00	0,0%
Audit & Accountancy fee:	\$0,00	0,0%	Advertising	\$0,00	0,0%
Travel (Legal Expense)	\$0,00	0,0%	Repairs and Maintenance	\$0,00	0,0%

Non-Recurring Expenses

Soft&Hardware Equipme	\$0,00
Entertainment -Client 0%	\$0,00
Company Formation	\$0,00

Cleaning



Select Month: July		EXPENSES DETAILS (MONTH TOTAL)	
MONTH TOTAL			
Profit & Loss Statement			
July			
Total Sales Revenue	\$0,00	<u>Operating Expenses</u>	
Total Cost of Sales	:	Trade Account Payable	\$0,00
Gross Profit	:	Rent	\$0,00
Total Non-Operational Income	\$0,00	General and Administrati	\$0,00
TOTAL INCOME	:	Import Duty Accounts	\$0,00
Total Operating Expenses	\$0,00	Logistics Cost	\$0,00
Total Non-Recurring Expenses	\$0,00	Shipping Cost	\$0,00
TOTAL EXPENSES	\$0,00	Business Meal	\$0,00
TOTAL TAXES	\$0,00	Audit & Accountancy fee:	\$0,00
NET INCOME	:	Travel (Legal Expense)	\$0,00
TOTAL SHARE DISTRIBUTIONS	\$0,00	<u>Non-Recurring Expenses</u>	
NET PROFIT	:	Soft&Hardware Equipme	\$0,00
		Entertainment -Client 0%	\$0,00
		Company Formation	\$0,00
		Bank Fees (Legal Expens	\$0,00
		Rates & Tax	\$0,00
		Office Supplies	\$0,00
		Office fees	\$0,00
		Website Dev (Legal Expe	\$0,00
		CRO Fees (Legal Expense	\$0,00
		Postage, Freight, courier	\$0,00
		Advertising	\$0,00
		Repairs and Maintenance	\$0,00
		Cleaning	



MONTH TOTAL	
Profit & Loss Statement	
August	
Total Sales Revenue	\$0,00
Total Cost of Sales	
Gross Profit	
Total Non-Operational Income	\$0,00
TOTAL INCOME	
Total Operating Expenses	\$0,00
Total Non-Recurring Expenses	\$0,00
TOTAL EXPENSES	\$0,00
TOTAL TAXES	\$0,00
NET INCOME	
TOTAL SHARE DISTRIBUTIONS	\$0,00
NET PROFIT	

EXPENSES DETAILS (MONTH TOTAL)

Operating Expenses

Trade Account Payable	\$0,00
Rent	\$0,00
General and Administrati	\$0,00
Import Duty Accounts	\$0,00
Logistics Cost	\$0,00
Shipping Cost	\$0,00
Business Meal	\$0,00
Audit & Accountancy fee:	\$0,00
Travel (Legal Expense)	\$0,00

Non-Recurring Expenses

Soft&Hardware Equipme	\$0,00
Entertainment -Client 0%	\$0,00
Company Formation	\$0,00

Bank Fees (Legal Expens	\$0,00
Rates & Tax	\$0,00
Office Supplies	\$0,00
Office fees	\$0,00
Website Dev (Legal Expe	\$0,00
CRO Fees (Legal Expense	\$0,00
Postage, Freight, courier	\$0,00
Advertising	\$0,00
Repairs and Maintenance	\$0,00
Cleaning	



Select Month:

September

EXPENSES DETAILS (MONTH TOTAL)

MONTH TOTAL

Profit & Loss Statement

September

Total Sales Revenue	:	\$0,00
Total Cost of Sales	:	
Gross Profit	:	
Total Non-Operational Income	:	\$0,00
TOTAL INCOME	:	
Total Operating Expenses	:	\$258,00
Total Non-Recurring Expenses	:	\$0,00
TOTAL EXPENSES	:	\$258,00
TOTAL TAXES	:	\$0,00
NET INCOME	:	
TOTAL SHARE DISTRIBUTIONS	:	\$0,00
NET PROFIT	:	

Operating Expenses

Trade Account Payable	\$0,00	0,0%	Bank Fees (Legal Expens	\$0,00	0,0%
Rent	\$0,00	0,0%	Rates & Tax	\$0,00	0,0%
General and Administrati	\$0,00	0,0%	Office Supplies	\$258,00	100,0%
Import Duty Accounts	\$0,00	0,0%	Office fees	\$0,00	0,0%
Logistics Cost	\$0,00	0,0%	Website Dev (Legal Expel	\$0,00	0,0%
Shipping Cost	\$0,00	0,0%	CRO Fees (Legal Expense	\$0,00	0,0%
Business Meal	\$0,00	0,0%	Postage, Freight, courier	\$0,00	0,0%
Audit & Accountancy fee:	\$0,00	0,0%	Advertising	\$0,00	0,0%
Travel (Legal Expense)	\$0,00	0,0%	Repairs and Maintenance	\$0,00	0,0%

Non-Recurring Expenses

Soft&Hardware Equipme	\$0,00
Entertainment -Client 0%	\$0,00
Company Formation	\$0,00



Select Month:

October

EXPENSES DETAILS (MONTH TOTAL)

MONTH TOTAL
Profit & Loss Statement
October

Total Sales Revenue	:	\$0,00
Total Cost of Sales	:	
Gross Profit	:	
Total Non-Operational Income	:	\$0,00
TOTAL INCOME	:	
Total Operating Expenses	:	\$0,00
Total Non-Recurring Expenses	:	\$0,00
TOTAL EXPENSES	:	\$0,00
TOTAL TAXES	:	\$0,00
NET INCOME	:	
TOTAL SHARE DISTRIBUTIONS	:	\$0,00
NET PROFIT	:	

Operating Expenses

Trade Account Payable	\$0,00
Rent	\$0,00
General and Administrati	\$0,00
Import Duty Accounts	\$0,00
Logistics Cost	\$0,00
Shipping Cost	\$0,00
Business Meal	\$0,00
Audit & Accountancy fees	\$0,00
Travel (Legal Expense)	\$0,00

Non-Recurring Expenses

Soft&Hardware Equipme	\$0,00
Entertainment -Client 0%	\$0,00
Company Formation	\$0,00

Bank Fees (Legal Expens	\$0,00
Rates & Tax	\$0,00
Office Supplies	\$0,00
Office fees	\$0,00
Website Dev (Legal Expe	\$0,00
CRO Fees (Legal Expense	\$0,00
Postage, Freight, courier	\$0,00
Advertising	\$0,00
Repairs and Maintenance	\$0,00
Cleaning	



Select Month:

November

EXPENSES DETAILS (MONTH TOTAL)

MONTH TOTAL

Profit & Loss Statement

November

Total Sales Revenue	:	\$0,00
Total Cost of Sales	:	
Gross Profit	:	
Total Non-Operational Income	:	\$0,00
TOTAL INCOME	:	
Total Operating Expenses	:	\$531,20
Total Non-Recurring Expenses	:	\$0,00
TOTAL EXPENSES	:	\$531,20
TOTAL TAXES	:	\$0,00
NET INCOME	:	
TOTAL SHARE DISTRIBUTIONS	:	\$0,00
NET PROFIT	:	

Operating Expenses

Trade Account Payable	\$273,54	51,5%	Bank Fees (Legal Expens	\$4,49	0,8%
Rent	\$0,00	0,0%	Rates & Tax	\$0,00	0,0%
General and Administrati	\$8,99	1,7%	Office Supplies	\$154,18	29,0%
Import Duty Accounts	\$0,00	0,0%	Office fees	\$0,00	0,0%
Logistics Cost	\$0,00	0,0%	Website Dev (Legal Expel	\$0,00	0,0%
Shipping Cost	\$0,00	0,0%	CRO Fees (Legal Expense	\$0,00	0,0%
Business Meal	\$0,00	0,0%	Postage, Freight, courier	\$0,00	0,0%
Audit & Accountancy fee:	\$0,00	0,0%	Advertising	\$0,00	0,0%
Travel (Legal Expense)	\$90,00	16,9%	Repairs and Maintenance	\$0,00	0,0%

Non-Recurring Expenses

Soft&Hardware Equipme	\$0,00
Entertainment -Client 0%	\$0,00
Company Formation	\$0,00



Select Month:

December

EXPENSES DETAILS (MONTH TOTAL)

MONTH TOTAL Profit & Loss Statement December

Total Sales Revenue	:	\$0,00
Total Cost of Sales	:	
Gross Profit	:	
Total Non-Operational Income	:	\$0,00
TOTAL INCOME	:	
Total Operating Expenses	:	\$0,00
Total Non-Recurring Expenses	:	\$0,00
TOTAL EXPENSES	:	\$0,00
TOTAL TAXES	:	\$0,00
NET INCOME	:	
TOTAL SHARE DISTRIBUTIONS	:	\$0,00
NET PROFIT	:	

Operating Expenses

Trade Account Payable	\$0,00	Bank Fees (Legal Expens	\$0,00
Rent	\$0,00	Rates & Tax	\$0,00
General and Administrati	\$0,00	Office Supplies	\$0,00
Import Duty Accounts	\$0,00	Office fees	\$0,00
Logistics Cost	\$0,00	Website Dev (Legal Expe	\$0,00
Shipping Cost	\$0,00	CRO Fees (Legal Expense	\$0,00
Business Meal	\$0,00	Postage, Freight, courier	\$0,00
Audit & Accountancy fee:	\$0,00	Advertising	\$0,00
Travel (Legal Expense)	\$0,00	Repairs and Maintenance	\$0,00
		Cleaning	

Non-Recurring Expenses

Soft&Hardware Equipme	\$0,00
Entertainment -Client 0%	\$0,00
Company Formation	\$0,00



30 Profit & Loss account

INCOME DETAILS	January	February	March	April	May	June	July	August	September	October	November	December
Total Sales Revenue	\$0,0	\$0,0	\$0,0	\$0,0	\$0,0	\$0,0	\$0,0	\$0,0	\$0,0	\$0,0	\$0,0	\$0,0
Total Cost of Sales (COGS)	\$0,0	\$0,0	\$0,0	\$0,0	\$0,0	\$0,0	\$0,0	\$0,0	\$0,0	\$0,0	\$0,0	\$0,0
Gross Profit	\$0,0	\$0,0	\$0,0	\$0,0	\$0,0	\$0,0	\$0,0	\$0,0	\$0,0	\$0,0	\$0,0	\$0,0
<i>Services and Other</i>	\$0,0	\$0,0	\$0,0	\$0,0	\$0,0	\$0,0	\$0,0	\$0,0	\$0,0	\$0,0	\$0,0	\$0,0
<i>Other Income</i>	\$0,0	\$0,0	\$0,0	\$0,0	\$0,0	\$0,0	\$0,0	\$0,0	\$0,0	\$0,0	\$0,0	\$0,0
<i>Royalties, Trademark</i>	\$0,0	\$0,0	\$0,0	\$0,0	\$0,0	\$0,0	\$0,0	\$0,0	\$0,0	\$0,0	\$0,0	\$0,0
Total Non-Operational Income	\$0,0	\$0,0	\$0,0	\$0,0	\$0,0	\$0,0	\$0,0	\$0,0	\$0,0	\$0,0	\$0,0	\$0,0
TOTAL INCOME (GROSS)	\$0,0	\$0,0	\$0,0	\$0,0	\$0,0	\$0,0	\$0,0	\$0,0	\$0,0	\$0,0	\$0,0	\$0,0

EXPENSE DETAILS



30 Profil & Loss account

EXPENSE DETAILS

Trade Account Payable			\$0,0	\$0,0	\$0,0	\$0,0	\$0,0	\$0,0	\$0,0	\$0,0	\$273,5	\$0,0
Rent	\$0,0	\$0,0	\$0,0	\$0,0	\$0,0	\$0,0	\$0,0	\$0,0	\$0,0	\$0,0	\$0,0	\$0,0
General and Administrative	\$0,0	\$0,0	\$0,0	\$0,0	\$0,0	\$0,0	\$0,0	\$0,0	\$0,0	\$0,0	\$9,0	\$0,0
Import Duty Accounts	\$0,0	\$0,0	\$0,0	\$0,0	\$0,0	\$0,0	\$0,0	\$0,0	\$0,0	\$0,0	\$0,0	\$0,0
Logistics Cost	\$0,0	\$0,0	\$0,0	\$0,0	\$0,0	\$0,0	\$0,0	\$0,0	\$0,0	\$0,0	\$0,0	\$0,0
Shipping Cost	\$0,0	\$0,0	\$0,0	\$0,0	\$0,0	\$0,0	\$0,0	\$0,0	\$0,0	\$0,0	\$0,0	\$0,0
Business Meal	\$0,0	\$0,0	\$0,0	\$0,0	\$0,0	\$0,0	\$0,0	\$0,0	\$0,0	\$0,0	\$0,0	\$0,0
Audit & Accountancy fees	\$0,0	\$0,0	\$0,0	\$0,0	\$0,0	\$0,0	\$0,0	\$0,0	\$0,0	\$0,0	\$0,0	\$0,0
Travel (Legal Expense)	\$0,0	\$0,0	\$0,0	\$0,0	\$254,8	\$0,0	\$0,0	\$0,0	\$0,0	\$0,0	\$90,0	\$0,0
Bank Fees (Legal Expense)	\$0,0	\$0,0	\$0,0	\$0,0	\$0,0	\$1,2	\$0,0	\$0,0	\$0,0	\$0,0	\$4,5	\$0,0
Rates & Tax	\$0,0	\$0,0	\$0,0	\$0,0	\$0,0	\$0,0	\$0,0	\$0,0	\$0,0	\$0,0	\$0,0	\$0,0
Office Supplies	\$0,0	\$0,0	\$0,0	\$0,0	\$0,0	\$0,0	\$0,0	\$0,0	\$258,0	\$0,0	\$154,2	\$0,0
Office fees	\$0,0	\$0,0	\$0,0	\$0,0	\$0,0	\$0,0	\$0,0	\$0,0	\$0,0	\$0,0	\$0,0	\$0,0
Website Dev (Legal Expense)	\$0,0	\$0,0	\$0,0	\$0,0	\$0,0	\$0,0	\$0,0	\$0,0	\$0,0	\$0,0	\$0,0	\$0,0
CRO Fees (Legal Expense)	\$0,0	\$0,0	\$0,0	\$0,0	\$0,0	\$0,0	\$0,0	\$0,0	\$0,0	\$0,0	\$0,0	\$0,0
Storage, Freight, courier (Legal Expense)	\$0,0	\$0,0	\$0,0	\$0,0	\$0,0	\$0,0	\$0,0	\$0,0	\$0,0	\$0,0	\$0,0	\$0,0
Advertising	\$0,0	\$0,0	\$0,0	\$0,0	\$0,0	\$0,0	\$0,0	\$0,0	\$0,0	\$0,0	\$0,0	\$0,0
Repairs and Maintenance	\$0,0	\$0,0	\$0,0	\$0,0	\$0,0	\$0,0	\$0,0	\$0,0	\$0,0	\$0,0	\$0,0	\$0,0
Cleaning	\$0,0	\$0,0	\$0,0	\$0,0	\$0,0	\$0,0	\$0,0	\$0,0	\$0,0	\$0,0	\$0,0	\$0,0
Pension Contributions	\$0,0	\$0,0	\$0,0	\$0,0	\$0,0	\$0,0	\$0,0	\$0,0	\$0,0	\$0,0	\$0,0	\$0,0
Direct Marketing	\$0,0	\$0,0	\$0,0	\$0,0	\$0,0	\$0,0	\$0,0	\$0,0	\$0,0	\$0,0	\$0,0	\$0,0
Miscellaneous Expense	\$0,0	\$0,0	\$0,0	\$0,0	\$0,0	\$8,5	\$0,0	\$0,0	\$0,0	\$0,0	\$0,0	\$0,0
	\$0,0	\$0,0	\$0,0	\$0,0	\$0,0	\$0,0	\$0,0	\$0,0	\$0,0	\$0,0	\$0,0	\$0,0
Total Operating Expenses	\$0,0	\$0,0	\$0,0	\$0,0	\$254,8	\$9,7	\$0,0	\$0,0	\$258,0	\$0,0	\$531,2	\$0,0
Soft&Hardware Equipments	\$0,0	\$0,0	\$0,0	\$0,0	\$0,0	\$0,0	\$0,0	\$0,0	\$0,0	\$0,0	\$0,0	\$0,0
Entertainment -Client U%	\$0,0	\$0,0	\$0,0	\$0,0	\$0,0	\$0,0	\$0,0	\$0,0	\$0,0	\$0,0	\$0,0	\$0,0
Company Formation	\$0,0	\$0,0	\$0,0	\$0,0	\$0,0	\$0,0	\$0,0	\$0,0	\$0,0	\$0,0	\$0,0	\$0,0
Total Non-Recurring Expenses	\$0,0	\$0,0	\$0,0	\$0,0	\$0,0	\$0,0	\$0,0	\$0,0	\$0,0	\$0,0	\$0,0	\$0,0
TOTAL EXPENSES	\$0,0	\$0,0	\$0,0	\$0,0	\$254,8	\$9,7	\$0,0	\$0,0	\$258,0	\$0,0	\$531,2	\$0,0

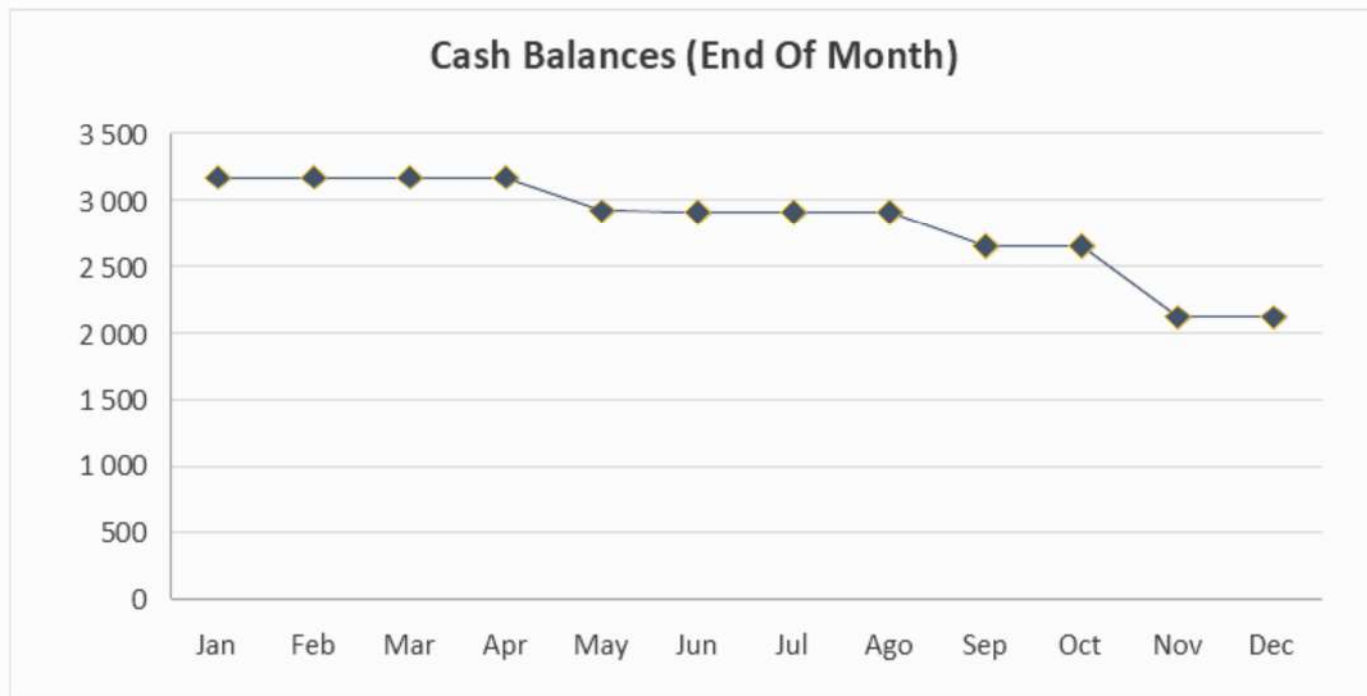


30 Profit & Loss account

TOTAL EXPENSES	\$0,0	\$0,0	\$0,0	\$0,0	\$254,8	\$9,7	\$0,0	\$0,0	\$258,0	\$0,0	\$531,2	\$0,0
TAX DETAILS												
Income Taxes	\$0,0	\$0,0	\$0,0	\$0,0	\$0,0	\$0,0	\$0,0	\$0,0	\$0,0	\$0,0	\$0,0	\$0,0
Payroll Taxes	\$0,0	\$0,0	\$0,0	\$0,0	\$0,0	\$0,0	\$0,0	\$0,0	\$0,0	\$0,0	\$0,0	\$0,0
Other Taxes- 1	\$0,0	\$0,0	\$0,0	\$0,0	\$0,0	\$0,0	\$0,0	\$0,0	\$0,0	\$0,0	\$0,0	\$0,0
Other Taxes- 2	\$0,0	\$0,0	\$0,0	\$0,0	\$0,0	\$0,0	\$0,0	\$0,0	\$0,0	\$0,0	\$0,0	\$0,0
TOTAL TAXES	\$0,0	\$0,0	\$0,0	\$0,0	\$0,0	\$0,0	\$0,0	\$0,0	\$0,0	\$0,0	\$0,0	\$0,0
NET INCOME	\$0,0	\$0,0	\$0,0	\$0,0	-\$254,8	-\$9,7	\$0,0	\$0,0	-\$258,0	\$0,0	-\$531,2	\$0,0
TOTAL SHARE DISTRIBUTIONS	\$0,0	\$0,0	\$0,0	\$0,0	\$0,0	\$0,0	\$0,0	\$0,0	\$0,0	\$0,0	\$0,0	\$0,0
NET PROFIT	\$0,0	\$0,0	\$0,0	\$0,0	-\$254,8	-\$9,7	\$0,0	\$0,0	-\$258,0	\$0,0	-\$531,2	\$0,0

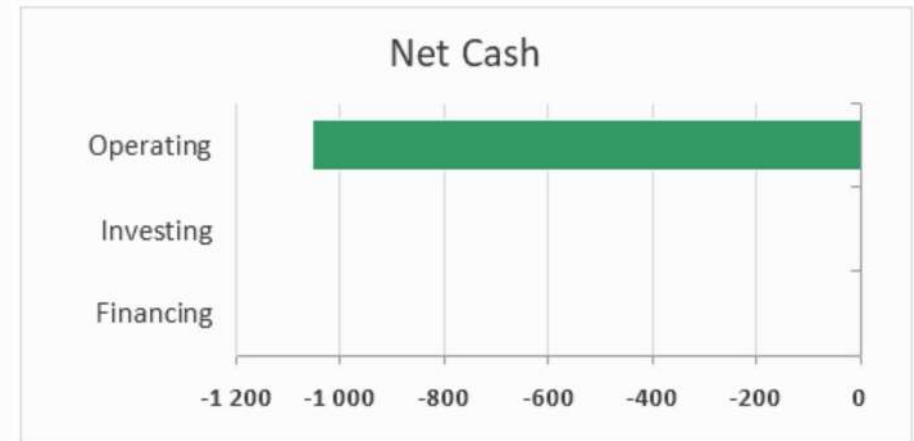
47







Operations





Investment



Financing





Cash Flow Statement

Line Items	Amount
Operating Proceeds	
Net Sales Revenue	-
Other Operating Proceeds	-
Total Operating Proceeds:	-
Operating Payments	
Account Payable Payments to Suppliers	-
Wages and Salaries	-
Legal Expenses	(1 054)
General and Administrative Expenses	-
Income Taxes	-
Total Operating Payments:	(1 054)
Net Cash From Operations:	(1 054)



CASH FLOW STATEMENT TEMPLATE

PRINT FORM



FLUX DE TRESORERIE

Proceeds From Investing Activities

Sale of Property, Plant and Equipment	-
Loan Collection	-
Sale and Maturity of Securities	-
Dividends Received from Affiliates	-
Other Investment Proceeds	-

Total Investment Proceeds: -

Payments For Investing Activities

Purchase of Property, Plant and Equipment	-
Lending	-
Purchase of Securities	-
Acquiring Interest in Affiliates	-
Other Investment Payments	-

Total Investment Payments: -

Net Cash from Investing Activities: -



Net Cash from Investing Activities:	-
<hr/>	
Proceeds From Financing Activities	
Issuance of Debt	-
Issuance of Equity	-
Other Financing Proceeds	-
Total Financing Proceeds:	-
<hr/>	
Payments For Financing Activities	
Debt Repayment	-
Interest Paid	-
Repurchase of Equity	-
Dividends and Distributions	-
Other Financing Payments	-
Total Financing Payments:	-
Net Cash from Financing Activities:	-
<hr/>	
Net Cash Flow:	(1 054)
Cash Beginning Balance	3 172
Cash End Balance	2 118

54





1 Accounting policies

BASIS OF PREPARATION

The accounts have been prepared in accordance with Irish Generally Accepted Accounting Practice.

These notes outline the general accounting policies/principles that the company is following

ASSETS:

- CASH Bank (100) : Capital paid in totality by the majority shareholder, the Director
- Office equipment (710)

LIABILITIES:

Legal Expenses related to:

- website development costs (402),
- bank fees (404),
- administrative costs (413)
- Postage, Freigh, courier costs (425)
- and business travel (494)

Account Payable (800) , related to:

- Office fees (414),
- Web Hosting and Consulting(412)

Office furnitures related to :

- the purchase of software and licenses (463)

ASSETS		
Current Assets		
Cash Bank	3 173,22	2 118,84
Accounts Receivable	0,00	0,00
Inventories	0,00	0,00
Fixed Assets		
Office Equipment	0,00	0,00
Computer equipment	0,00	258,00

LIABILITIES		
Current Liabilities		
Legal Expenses	368,08	0,00
Accounts Payable	273,50	0,00
Office furnitures	412,80	0,00
Accrued Taxes	0,00	0,00
Accrued expenses	0,00	0,00
Accrued Occupancy Costs	0,00	0,00
Total Current Liabilities	1 054,38	0,00
Non-Current Liabilities		
Other Accrued Liabilities	0,00	0,00
Total Non-Current Liabilities	0,00	0,00
Total Liabilities	1 054,38	0,00



EQUITY:

- Shareholder equity represents the total amount of capital in a company that is directly linked to its owners.
- Retained Earnings business' profits that are not distributed as dividends to stockholders (shareholders) also known as accumulated profits
- Dividends Payments if the company has made a profit. Dividends can be distributed in the form of cash or stock. Both forms of distribution reduce retained earnings

EQUITY		
Share CAPITAL	2 118,84	0,00
Retained Earnings	0,00	2 376,84
Dividends Payments after profits	0,00	0,00
Total Equity	2 118,84	2 376,84

56





\$ Balance des comptes (10)

EXPORTER (CSV)

Date début: 01/01/2024 Date fin: 31/12/2024 - Afficher le sous-total par niveau: Journal

Du au

Compte comptable	Débit	Crédit	Solde
100 - BankCASH	4 280,56	3 900,28	380,28
200 - Account_Reivable	688,52	688,52	0,00
403 - Miscellaneous Expense	37,99	0,00	37,99
404 - Bank Fees	20,00	0,00	20,00
412 - Consulting Fees	18,16	0,00	18,16
413 - CRO COMPANY REGISTRATION FEES	20,00	0,00	20,00
610 - Convention Managment Fees	0,00	688,52	-688,52
710 - Office Equipment	349,99	349,99	0,00
800 - Accounts Payable	1 241,47	1 070,23	171,24
8202 - Tax on Purchases (0%)	110,85	70,00	40,85
Balance des comptes:	6 767,54	6 767,54	0,00

APPROVAL OF THE FINANCIAL STATEMENTS

The director approved the statutory financial statements on the 31 DECEMBER 2025



Approval

